






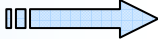


# METAMPEN

## WATER SOLUBLE POWDER

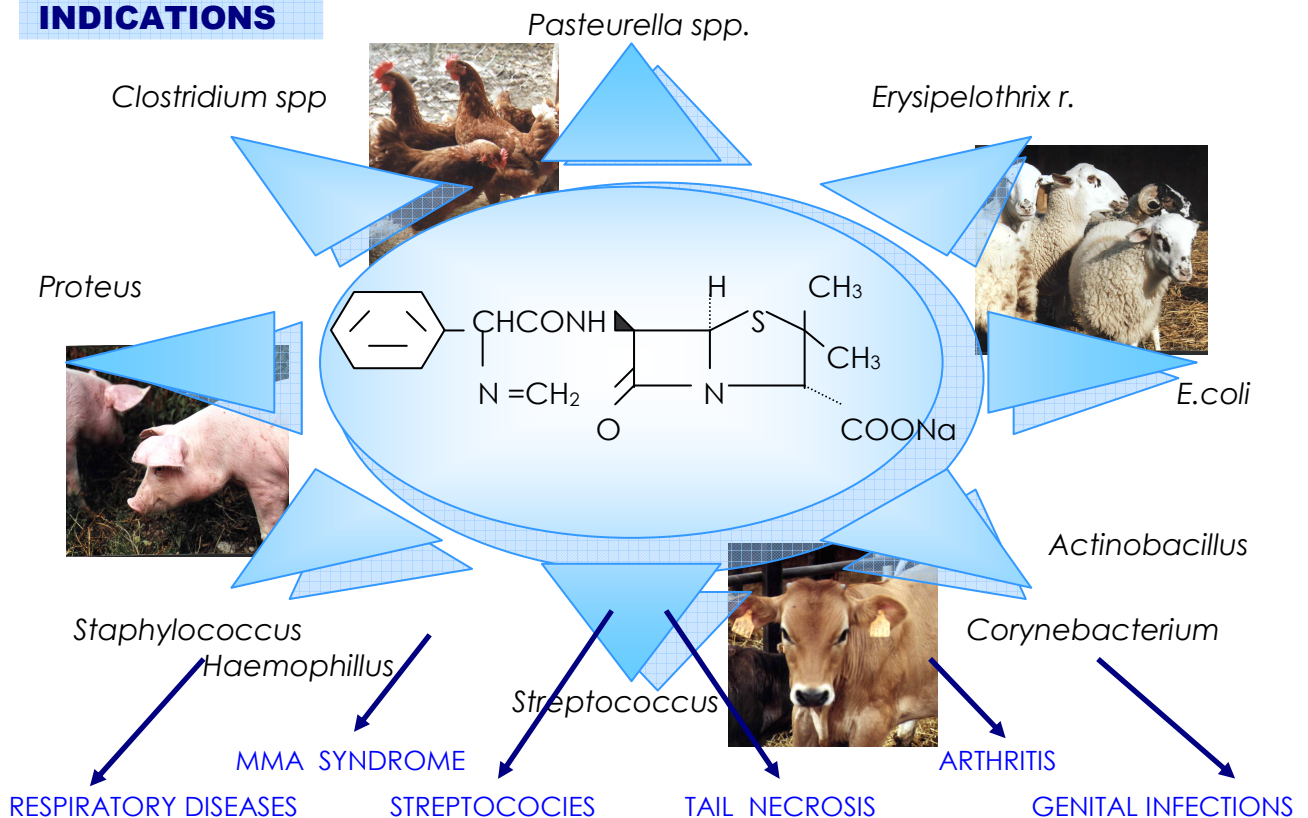
### COMPOSITION

Sodium metampicillin..... 300 g  
Excipient to ..... 1 kg

### THE ADVANTAGES OF METAMPICILLIN

- Its chemical structure presents an additional methyl group  **GREATER RESISTANCE TO  $\beta$ -LACTAMASES ACTION.**
- High stability and total solubility in drinking water  **IT IS RAPIDLY ABSORBED ONCE IT IS IN THE INTESTINE ACHIEVING PEAK SERUM CONCENTRATIONS AT 2 h FROM ADMINISTRATION.**
- It has a great affinity for the biliary tract, returning to the intestinal lumen through a blood-bile-intestine cycle  **LONGER TIME OF ACTION.**
- Slower excretion in the urine  **LONGER MAINTENANCE OF THERAPEUTIC LEVELS IN THE BODY.**
- Minimum protein binding  **IMPROVEMENT OF ITS GREAT BACTERICIDE ACTIVITY.**
- It diffuses through inflamed meninges  **IT CAN CROSS THE ENCEPHALIC BARRIER WHEN IT IS AFFECTED BY INFLAMMATORY PROCESSES.**

### INDICATIONS



**SUPER'S DIANA, S.L.**

Ctra. C-17, km 17  
08150 Parets del Vallès (BARCELONA) SPAIN  
Tel. +34 93 8437536 / Fax. +34 93 8436545  
E-mail: [export@supersdiana.com](mailto:export@supersdiana.com)  
[www.supersdiana.com](http://www.supersdiana.com)